

NETSHELLTM

IT RACKS & ENCLOSURES

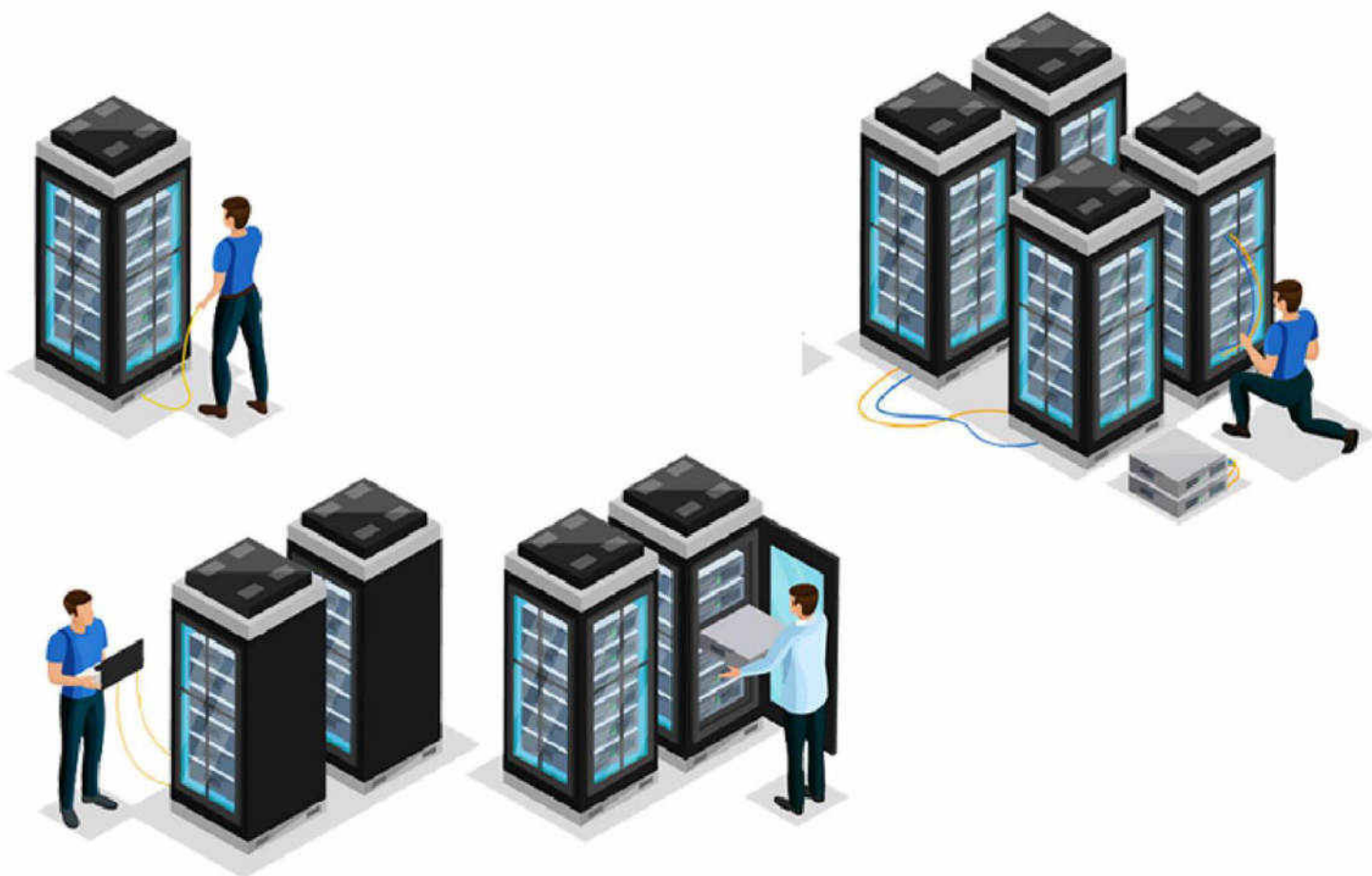


OPTIMIZE | STORE | SECURE

Netshell

The worldwide specialist

in scalable and integrated data centre infrastructure solutions



ABOUT NETSHELL

Netshell is a Rack & Enclosure producer and worldwide supplier of high-quality solutions for data centre infrastructure.

Netshell products stand out for their innovativeness and flexibility. Customers can always be assured that they will get the very latest data centre technology: modular solutions that respond to evolving, customer specific business requirements.

OUR PROMISE

Affordable & superior quality

OUR CORE VALUES

The cabinet platform on which your enterprise is built is just as critical as the equipment it stores. Utilizing a properly configured cabinet that is designed to fit your equipment and work with your data centre's cooling system is crucial. As the leader in innovative storage solutions, Netshell Cabinet and Enclosure Systems provide configurable solutions for storing multiple servers, switches and various pieces of computer equipment and offer remote user access monitoring, power distribution, enhanced thermal management and advanced cable management options to meet your growing enterprise needs.

- **Innovation and flexibility handles**

We develop, produce and customised to ensures customers are always receiving the latest data centre technology

- **From standard to customer specific**

With Netshell, you are always provided with a data centre solution that will suit you, whether it's a standard solution or a customer specific product.

- **Modularity and integration**

Modularity and complete integration are the foundations for a flexible, efficient and future-proof data centre.

- **Global presence, local excellence**


Netshell aims for consistent quality and availability of its products worldwide, complemented by local service



Solutions for your data centre or server room

Powered by experts!

The emphasis of this catalogue is on our standard products. If you cannot find the products you are looking for and would like to know more about mass customisation or the customised products we can supply, we will be happy to help you. You can find the contact details on the back side of this catalogue



Netshell makes a distinction
between

With Netshell, you are always provided with a solution that will suit you, whether it's a standard solution or a customer specific product. The focus of this catalogue is on our standard solutions. These products are held in stock and can be delivered quickly.

Netshell SERVICES

When it's about more than just the products



Installation Service

Netshell has extensive capabilities for pre-assembly. Accessories can for instance be fitted in our racks in advance, enabling you to save on the installation costs. Netshell can also install its integrated solutions for you on site. We are a manufacturer with an extensive network of service partners who can provide you with support during the purchasing process and



Technical Support

Netshell engineers are highly qualified data centre professionals. They will be happy to brainstorm with you to find the best conceivable solution.



Initial Use & Training

Support from Netshell doesn't end with the delivery. Together with our partners, we facilitate commissioning and training



Logistical Services

Netshell can also offer you a range of logistical services such as worldwide transport and various stock control options.



Customer Service

Any questions?
You can call us or send us an e-mail. We will be happy to help you! You can find the contact details on the back side of this catalogue.



Online

Information available 24x7.

Standard PRODUCT CATALOGUE

WHAT WILL YOU FIND IN THIS STANDARD PRODUCT CATALOGUE?
The core values of modularity, flexibility and energy efficiency are reflected throughout our extensive standard product portfolio. This means you always benefit from the latest technology and you will see it integrated into our standard solutions almost instantly.

Cable Runways
Floor Mount Racks
Cable Runways
Customized Racks
KVM Consoles
Rack Security
Side Brush Modules
Open Rack
Power Cords
Data Center Racks
Outdoor Cabinets
Power Distribution Unit
Racks
Lab Racks

Cable Management Solutions
Server Racks & Cabinets
Computer Server Racks
Cable Management Rack
Grounding And Bonding
Rack Mount Lcd Console
Self Cooled Server Racks
Server Rack Blanking Panels
Rack Monitoring
Automatic Transfer Switch
Server Rack Blanking Panels

SERVER RACK

FEATURES



Rugged construction

The extreme modularity and flexibility of Netshell cabinets enables to meet challenging rugged environments and harsh conditions found in outdoor or factory settings.



Convenient installation and maintenance

Detachable side panels provide ease of access and convenient post installation maintenance.




Easy installation

Netshell Feature-rich rack enclosure optimized for easy installation with managing cables and integrating power distribution unit.



Excellent ventilation

Netshell Networking Cabinets have integral ventilation cut-outs in the doors and side covers promoting air circulation throughout.



Convenient locking mechanism

Netshell offers complete range of Locking System For Rack Security , customer can select the Locking System based on the Management & site requirement.




Convenient Disassembly

Netshell have removable front and rear doors and removable side panels so it can be disassemble and transport easily.



Convenient Cable Entry

Convenient cable entry : cable entries are located at the top and bottom of the cabinet with professional plastic stringing holes for cable winding , equipment adjustment and maintenance.



Part No.	Rack Height	Width (mm)	Depth (mm)	Description
NS-42-6X8 NS-42-6X10	42U	600	800,1000	Top cover with 4 x cutout for cable entry, 42 U 19" L type angle Front & Rear, Castor Wheels, Front Glass Door & rear steel door, Side detachable panels
NS-42-8X8 NS-42-8x10		800	800,1000	
NS-36-6X8 NS-36-6X10	36U	600	800,1000	Top cover with 4 x cutout for cable entry, 36U 19" L type angle Front & Rear, Castor Wheels, Front Glass Door & rear steel door, Side detachable panels.
NS-36-8X8 NS-36-8X10		800	800,1000	
NS-32-6X8 NS-32-6X10	32U	600	800,1000	Top cover with 4 x cutout for cable entry, 32 U 19" L type angle Front & Rear, Castor Wheels, Front Glass Door & rear steel door, Side detachable panels
NS-27-6X8 NS-27-6X10	27U	600	600,800,1000	Top cover with 4 x cutout for cable entry, 27 U 19" L type angle Front & Rear, Castor Wheels, Front Glass Door & rear steel door, Side detachable panels
NS-24-6X8 NS-24-6X10	24U	600	800,1000	Top cover with 4 x cutout for cable entry, 24 U 19" L type angle Front & Rear, Castor Wheels, Front Glass Door & rear steel door, Side detachable panels
NS-18-6X8 NS-18-6X10	18U	600	800,1000	Top cover with 4 x cutout for cable entry, 18 U 19" L type angle Front & Rear, Castor Wheels, Front Glass Door & rear steel door, Fixed Side panels

DOOR OPTIONS



Perforated door Double swing steel door Steel casement door Glass door

NETWORK RACK

FEATURES

Rugged construction

The extreme modularity and flexibility of Netshell cabinets enables to meet challenging rugged environments and harsh conditions found in outdoor or factory settings.

Convenient installation and maintenance

Detachable side panels provide ease of access and convenient post installation maintenance.

Easy installation

Netshell Feature-rich rack enclosure optimized for easy installation with managing cables and integrating power distribution unit.

Excellent ventilation


Netshell offers complete range of Locking System For Rack Security , customer can select the Locking System based on the Management & site requirement.

Convenient locking mechanism

Netshell have removable front and rear doors and removable side panels so it can be disassemble and transport easily.

Convenient Disassembly

Convenient cable entry : cable entries are located at the top and bottom of the cabinet with professional plastic stringing holes for cable winding , equipment adjustment and maintenance.



Part No.	Rack Height	Width (mm)	Depth (mm)	Description
NS-42-6X6 NS-42-6X8	42U	600	600,800	Top cover with 4 x cutout for cable entry, 42 U 19" L type angle Front & Rear, Castor Wheels, Front Glass Door & rear steel door, Side detachable panels
NS-42-8X8		800	800,	
NS-36-6X6 NS-36-6X8	36U	600	600,800	Top cover with 4 x cutout for cable entry, 36U 19" L type angle Front & Rear, Castor Wheels, Front Glass Door & rear steel door, Side detachable panels
NS-36-8X8		800	800	
NS-32-6X6 NS-32-6X8	32U	600	600,800	Top cover with 4 x cutout for cable entry, 32 U 19" L type angle Front & Rear, Castor Wheels, Front Glass Door & rear steel door, Side detachable panels
NS-27-6X6 NS-27-6X8	27U	600	600,800	Top cover with 4 x cutout for cable entry, 27 U 19" L type angle Front & Rear, Castor Wheels, Front Glass Door & rear steel door, Side detachable panels
NS-24-6X6 NS-24-6X8	24U	600	600,800	Top cover with 4 x cutout for cable entry, 24 U 19" L type angle Front & Rear, Castor Wheels, Front Glass Door & rear steel door, Side detachable panels
NS-18-6X6 NS-18-6X8	18U	600	600,800	Top cover with 4 x cutout for cable entry, 18 U 19" L type angle Front & Rear, Castor Wheels, Front Glass Door & rear steel door, Fixed Side panels



Perforated door



Double swing steel door



Glass door

CUSTOM -TO-ORDER RACKS

At our core, we recognize that infrastructure requirements can vary across projects. Alongside our standard configurations, we offer custom-built enclosures tailored to your exact specifications, available against defined Minimum Order Quantity (MOQ).

Custom to Order Rack Configuration

Available Unit Sizes (U)

17U • 19U • 20U • 21U

22U • 23U • 25U • 26U

28U • 29U • 30U • 31U

...more

Dimensional Specifications

Parameter Options (mm)

Width 600 / 800

Depth 600 / 800 / 1000 / 1100 / 1200

Customization Advantage

- Tailor-made sizing to align with project-specific requirements
- Flexible configurations based on volume commitments
- Engineered for scalability, performance, and precision

WALL MOUNT RACK



FEATURES



Rugged construction

The extreme modularity and flexibility of Netshell cabinets enables to meet challenging rugged environments and harsh conditions found in outdoor or factory settings.



Good visibility

The tempered glass front door provides good visibility for observation of operating equipment.



Convenient disassembly


Easily removable front doors for access.



Convenient cable entry

Cable entry access options from top of Cabinet

Part No.	Rack Height	Width (mm)	Depth (mm)	Description
NS-6X5-6U	6U	600	500	Wall mounted enclosure of specified dimension with front glass door, top and bottom cover with cable entry provision, Fixed side walls, 2 pair of 19" angles with wall mounting provision, captive hardware (pack of 10)
NS-6X5-9U	9U			
NS-6X5-12U	12U			
NS-6X5-15U	15U			



Glass door

DOUBLE SECTION RACK



Technical Specification

Technical Data:

Basic Frame	Steel
Construction	Welded
Top & Bottom Cover	Welded to Frame with Cable entry exit cut outs
Front Door	Lockable Toughened Glass Door
19" Mounting Angle	Formed Steel
Equipment Mounting	10mm Sq. Slots
Standard Finish	Powder coated
Standard Colour	Blue & Off White
Static Load	20Kgs

Model Matrix & Dimensions

Double Section Rack	H	h	W	w	D	d	D1
6U/550X500	347	6U	550	19"	500	380	100
9U/550X500	481	9U	550	19"	500	380	100
12U/550X500	613	12U	550	19"	500	380	100
15U/550X500	749	15U	550	19"	500	380	100
6U/550X600	347	6U	550	19"	600	480	100
9U/550X600	481	9U	550	19"	600	480	100
12U/550X600	613	12U	550	19"	600	480	100
15U/550X600	749	15U	550	19"	600	480	100

VERTICAL AND HORIZONTAL PDU



Part Name	Model Name
NS-HPDU-5x6S	Horizontal PDU 6AMP x 6 Sockets with switch with indicator
NS-HPDU-15x6S	Horizontal PDU 6/15AMP x 6 Sockets with switch with indicator
NS-VPDU-5x10S	Vertical PDU 10 Sockets 6 AMP With Indicator Switch
NS-VPDU-15x10S	Vertical PDU 10 Sockets 6/15 AMP with Indicator Switch
NS-VPDU-15x10M	Vertical PDU 10 Sockets 6/15 AMP with MCB
NS-VPDU-15x12S	Vertical PDU 12 Sockets 6/15 AMP with Indicator Switch
NS-VPDU-15x12M	Vertical PDU 12 Sockets 6/15 AMP with MCB

Power Receptacle/Outlet Table: Receptacles/Outlets

						
IEC C13 230-250 VAC/10A	IEC C19 230-250 VAC/16A	BS 1363 (UK) 230-250 VAC/13A	Schuko DIN49440 230-250 VAC/16A	Universal GB2009.3 230-250 VAC/10A	CH GB1002 230-250 VAC/10A	CH GB1002 230-250 VAC/16A

				
Master switch/ Lighted master switch	Single power indicator	Air circuit breaker	IEC60309	IEC60309

ACCESSORIES


FEATURES

Shelf



PART NAME	MODEL NAME
NS-SHELF-1	Cantilever shelf 1U of 250 mm deep
NS-SHELF-2	Cantilever shelf 2U of 400 mm deep
NS-SHELF-3	Shelf 600
NS-SHELF-4	Shelf 800
NS-SHELF-5	Shelf 1000

Sliding Shelf



PART NAME	MODEL NAME
NS-SHELF-KBD	Keyboard Sliding Tray for upto 1000MM Rack

Cantilever Slab



PART NAME	DEPTH	APPLICATION
Cantilever Slab (1U)	375mm	For 19inch, 600mm depth cabinet
Cantilever Slab (2U)	375mm	For 19inch, 600mm depth cabinet
Cantilever Slab (3U)	375mm	For 19inch, 600mm depth cabinet
Cantilever Slab (4U)	375mm	For 19inch, 600mm depth cabinet
Cantilever Slab 450mm(1U)	268mm	For 19inch, 450mm depth cabinet
Cantilever Slab 650mm(1U)	268mm	For 19inch, 450mm depth cabinet

Solid Block Blanking Panel



PART NAME	MODEL NAME
NS-BLANK-1	Blanking Panels 1U
NS-BLANK-2	Blanking Panels 2U

Locking Drawer (2U)



PART NAME	DEPTH	APPLICATION
Locking Drawer (2U)	338mm	For 19 inch cabinet

Vented Blanking Panel




PART NAME
Vented Blanking Panel(1U)
Vented Blanking Panel(2U)

Cooling Fan



PART NAME NS-FAN
NS-FAN 230V AC Fan, 90 cfm with 1 mts long cable

Brush Panels



PART NAME
Brush Panels

Cable Manager




PART NAME
Cable Manager PVC 1U

PART NAME
Cable Manager PVC 1U Loops



PART NAME
Cable Manager 38U with PVC Loops



RADIANT
Culminating Appropriateness
India Distributor

**Y-53, Ground Floor, Okhla, Indl. Area,
Phase- II, New Delhi - 110020**

Tel. : +91-11-46515639/40
www.radiant.in | info@radiant.in

NETSHELLTM

**Y-53, First Floor, Rear Portion, Okhla Indl. Area,
Phase II, New Delhi- 110020**

www.netshell.co.in | info@netshell.co.in